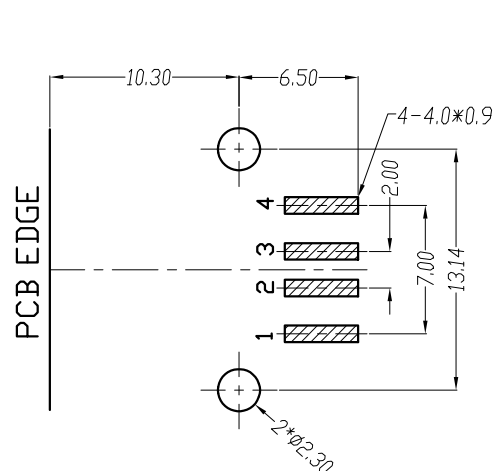
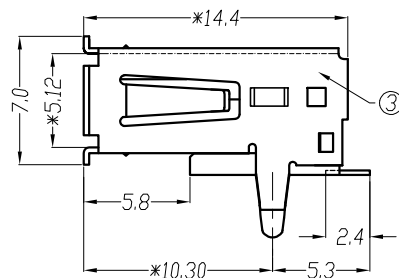
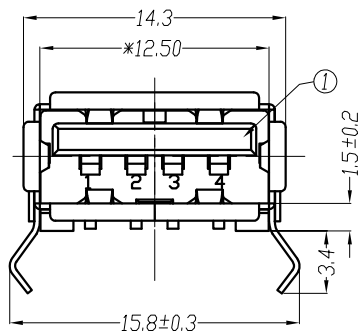
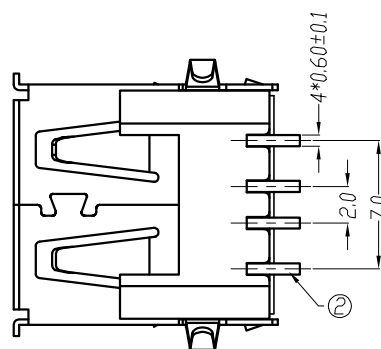


THE INFORMATION CONTAINED IN THIS DOCUMENT IS PROPRIETARY TO Y-S ELECTRONIC. ANY REPRODUCTION IN PART OR WHOLE WITHOUT PRIOR WRITTEN APPROVAL OR AUTHORIZATION OF Y-S ELECTRONIC IS STRICTLY PROHIBITED.

RoHS COMPLIANT



PCB LAYOUT
(BOTTOM VIEW)



REV.	DESCRIPTION	ECN NO.	DWN.	CHK.	APVD.	DATE
A					Bert	2025-05-28

Specification:

Contact Resistance: 30m Ohm Max.

Insulation Resistance: 1000M Ohm Min. At 500V DC.

Rated Voltage And Current: 1.5A At 250V AC Minimum.

Dielectric Withstanding Voltage: 500V AC (rms) for 1 Minute

Durability (Life Test): 1500 Cycles

Insertion Force: 35 Newton Maximum.



Extraction Force: 10 Newton Minimum.

Salt Spray Test Time: 8H. No Corrosion Of The Substrate Is Considered Qualified.

Ordering Information

184e - XX X X X X
a b c d e

- a. No. Of Pins
04: 04 positions
- b. Contact Type
2: Female
4: Female(3 Point)
- c. Contact Plating
0: Gold flash selective gold
1: 5u" selective gold over 100u" nickel
- d. Shell Plating
1: Tin
2: Nickel
- e. Insulator Color
1: Black
2: Beige
3: Black high temperature
A: PA9T White

DIMENSIONS:		CAD GENERATED DRAWING, DO NOT MANUALLY UPDATE		 Y-S ELECTRONIC CO., LTD
<input type="checkbox"/> MM [INCH]	<input type="checkbox"/> INCH [mm]	<input checked="" type="checkbox"/> MM ONLY	DRAWN BY AND DATE JACK CHEN 2010-06-08	
UNLESS OTHERWISE SPECIFIED, GENERAL TOLERANCE:		CHECKED BY AND DATE JUSTIN XING 2010-06-08		TITLE 184E SERIES USB RIGHT ANGLE SMT LOW PROFILE (A TYPE)
DECIMALS X. ±0.38 [0.015] .X ±0.25 [0.010] .XX ±0.13 [0.005]	ANGLES X° ±3° .X° ±1.0°	APPROVED BY AND DATE FRANKY CHEN 2010-06-08		
MATERIAL:		THIRD ANGLE PROJECTION 		
FINISH:		SCALE: 1 : 1	SIZE: A3	DRAWING NO. 184E-04202A-JF
				REV A
		FILE NO.:		SHEET 1 OF 1